

1 TUK MESH

Ref No: SS-TCMF - 001


Width: 60" - 62"

Weight(gsm): 120-150 GSM

Description: 100% Polyester



MOQ: 150 KGs



2 TUK MESH

Ref No: SS-TCMF - 002

Width: 60" - 62"

Weight(gsm): 120-180 GSM

Description: 100% Polyester



MOQ: 150 KGs



3 TUK MESH

Ref No: SS-TCMF - 003

Width: 60" - 62"

Weight(gsm): 140-220 GSM

Description: 100% Polyester



MOQ: 150 KGs




3 TUK MICRO MESH FABRIC

Ref No: SS-TILF - 001


Width: 60" - 62"

Weight(gsm): 140-180 GSM

Description: 100% Polyester



MOQ: 150 KGs



4 TUK MESH FABRIC

Ref No: SS-TPHMF - 001

Width: 60" - 62"

Weight(gsm): 180 - 200 GSM

Description: 100% Polyester



MOQ: 150 KGs



4 WAY FABRIC

Ref No: SS-TPHMF - 001

Width: 60" - 62"

Weight(gsm): 280 - 330 GSM

Description: 100% Polyester



MOQ: 150 KGs



CATONIC FLEECE FABRIC

Ref No: SS-TCFF - 001

Width: 60" - 62"

Weight(gsm): 280-310 GSM

Description: 100% Polyester



MOQ: 150 KGs




CATONIC FLEECE FABRIC

Ref No: SS-TCFF - 001


Width: 60" - 62"

Weight(gsm): 240-310 GSM

Description: 100% Polyester



MOQ: 150 KGs



CATONIC FABRIC

Ref No: SS-TPHMF - 001

Width: 60" - 62"

Weight(gsm): 190-230 GSM

Description: 100% Polyester



MOQ: 150 KGs



CATONIC JERSEY FABRIC

Ref No: SS-TCJF - 001

Width: 60" - 62"

Weight(gsm): 110-140 GSM

Description: 100% Polyester



MOQ: 150 KGs




CATONIC LYCRA JERSEY FABRIC

Ref No: SS-CLJF - 001

Width: 60" - 62"

Weight(gsm): 250-260 GSM

Description: 88% Polyester / 12% Spandex



MOQ: 150 KGs




CATONIC LYCRA JERSEY FABRIC

Ref No: SS-TCLJF - 001


Width: 60" - 62"

Weight(gsm): 190-220 GSM

Description: 100% Polyester



MOQ: 150 KGs



CATONIC FABRIC

Ref No: SS-TPHMF - 001
Width: 60" - 62"
Weight(gsm): 190-230 GSM
Description: 100% Polyester



MOQ: 150 KGs




DAZZLE FABRIC

Ref No: SS-TDF - 001
Width: 60" - 62"
Weight(gsm): 180-200 GSM
Description: 100% Polyester



MOQ: 150 KGs




BRIGHT FABRIC

Ref No: SS-TBF - 001
Width: 60" - 62"
Weight(gsm): 140-180 GSM
Description: 100% Polyester



MOQ: 150 KGs



CATONIC TEXTURE FABRIC

Ref No: SS-TCTF - 001
Width: 60" - 62"
Weight(gsm): 200-240 GSM
Description: 100% Polyester



MOQ: 150 KGs



EYE MESH FABRIC

Ref No: SS-TILF - 001


Width: 60" - 62"

Weight(gsm): 140-180 GSM

Description: 100% Polyester



MOQ: 150 KGs



FINE NET FABRIC

Ref No: SS-TPHMF - 001

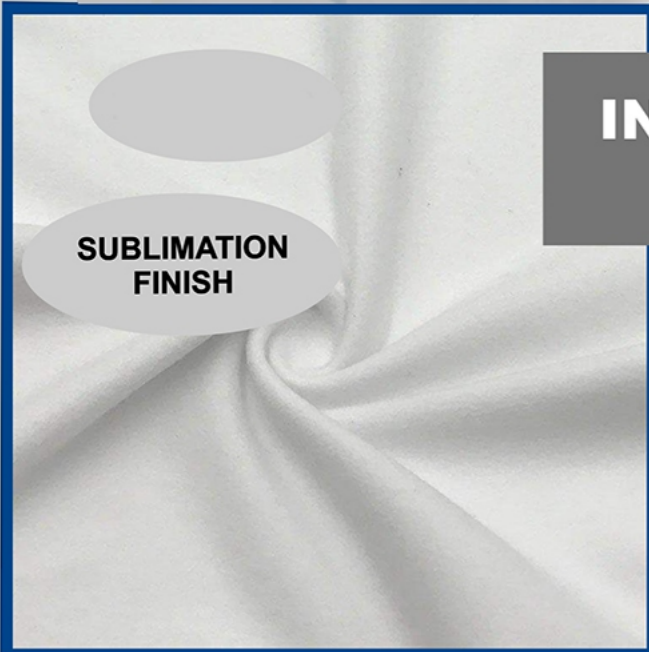
Width: 60" - 62"

Weight(gsm): 60-70 GSM

Description: 100% Polyester



MOQ: 150 KGs



SUBLIMATION
FINISH


INTERLOCK WHITE FABRIC

Ref No: SS-TILF - 001


Width: 60" - 62"

Weight(gsm): 150-180 GSM

Description: 100% Polyester



MOQ: 150 KGs



DOUBLE PARDA FABRIC

Ref No: SS-TCFF - 001

Width: 60" - 62"

Weight(gsm): 160-220 GSM

Description: 100% Polyester



MOQ: 150 KGs



LYCRA JERSEY PLAIN FABRIC

Ref No: SS-TLJPF - 001

Width: 60" - 62"

Weight(gsm): 190-210 GSM

Description: 100% Polyester

Colors: 

MOQ: 150 KGs




LYCRA EYE MESH FABRIC

Ref No: SS-TLEMF - 001

Width: 60" - 62"

Weight(gsm): 160-220 GSM

Description: 100% Polyester

Colors: 

MOQ: 150 KGs




LYCRA MESH FABRIC

Ref No: SS-TTMF - 001

Width: 60" - 62"

Weight(gsm): 160-180 GSM

Description: 100% Polyester

Colors: 

MOQ: 150 KGs




KOREAN TRINDA FABRIC

Ref No: SS-TKTF - 001


Width: 60" - 62"

Weight(gsm): 200-240 GSM

Description: 100% Polyester

Colors: 

MOQ: 150 KGs



MICRO MESH FABRIC

Ref No: SS-TPHMF - 001

Width: 60" - 62"

Weight(gsm): 110 GSM

Description: 100% Polyester



MOQ: 150 KGs



MICRO SPEEDO FABRIC

Ref No: SS-TMSF - 001


Width: 60" - 62"

Weight(gsm): 180-200 GSM

Description: 100% Polyester



MOQ: 150 KGs



PLAY BOY FABRIC

Ref No: SS-TPBF - 001

Width: 60" - 62"

Weight(gsm): 160-180 GSM

Description: 100% Polyester



MOQ: 150 KGs



PIQUE FABRIC

Ref No: SS-TPQF- 001


Width: 60" - 62"

Weight(gsm): 180-220 GSM

Description: 100 %Polyester



MOQ: 150 KGs



RICE KNIT MESH FABRIC

Ref No: SS-TRKMF - 001

Width: 60" - 62"

Weight(gsm): 180-210 GSM

Description: 100% Polyester

Colors: 

MOQ: 150 KGs



POLYESTER FLEECE FABRIC

Ref No: SS-TILF - 001


Width: 60" - 62"

Weight(gsm): 250-330 GSM

Description: 100% Polyester

Colors: 

MOQ: 150 KGs



PORTH HOLE MESH FABRIC

Ref No: SS-TPHMF - 001

Width: 60" - 62"

Weight(gsm): 150-160 GSM

Description: 100% Polyester

Colors: 

MOQ: 150 KGs




RIB 2 X 1 FABRIC

Ref No: SS-TRF - 001


Width: 60" - 62"

Weight(gsm): 300-400 GSM

Description: 100% Polyester

Colors: 

MOQ: 150 KGs




TRICOT MESH FABRIC

Ref No: SS-TTMF - 001

Width: 60" - 62"

Weight(gsm): 180-200 GSM

Description: 100% Polyester

Colors: 

MOQ: 150 KGs




SCUBA LYCRA FABRIC

Ref No: SS-TPHMF - 001


Width: 60" - 62"

Weight(gsm): 200 GSM

Description: 100% Polyester

Colors: 

MOQ: 150 KGs




STRIPER MESH FABRIC

Ref No: SS-TPHMF - 001


Width: 60" - 62"

Weight(gsm): 100 - 110 GSM

Description: 100% Polyester

Colors: 

MOQ: 150 KGs



SPANDEX FABRIC

Ref No: SS-TTMF - 001

Width: 60" - 62"

Weight(gsm): 165-200 GSM

Description: 100% Polyester

Colors: 

MOQ: 150 KGs



KOREAN TRINDA FABRIC

Ref No: SS-TKTF - 001

Width: 60" - 62"

Weight(gsm): 160-260 GSM

Description: 100% Polyester

Colors: 

MOQ: 150 KGs



SCUBA FABRIC

Ref No: SS-TPHMF - 001


Width: 60" - 62"

Weight(gsm): 280-330 GSM

Description: 100% Polyester

Colors: 

MOQ: 150 KGs



TRINDA FABRIC

Ref No: SS-TKTF - 001

Width: 60" - 62"

Weight(gsm): 190-240 GSM

Description: 100% Polyester

Colors: 

MOQ: 150 KGs

